



WILLIAM HARDING SCHOOL
Aim high... Work hard... Be kind...

WILLIAM HARDING SCHOOL

Hazlehurst Drive, Aylesbury, Bucks. HP21 9TJ

Phone: 01296 421733

E-mail:

Website: www.williamhardingschool.co.uk

Head Teacher: Miss T Cotchin BA(Hons) PGCE NPQH



03 November 2022

Dear parents and carers,

Re: Year 5 Greek Day Thursday 1st December 2022

This half term during our History lessons, we are learning about Ancient Greece. In order to enrich the children's knowledge, we are going to host a Greek day here at William Harding on **Thursday 1st December 2022**. On this day, children will have the opportunity to dress up in traditional Greek dress – please see the attached document for some ideas using basic items.

As part of our Greek day, we will be visited by Portals to the Past who will be providing workshops based around Ancient Greece. These workshops will include:

- A Greek quiz
- A chance to have a go at some Greek puzzles and games
- Discussion of Greek myths and legends with the opportunity to re-enact some of these
- A demonstration of weapons
- A lesson in democracy
- A mini Olympic Games

The cost of the visit will be £4.00. We are asking parents to pay the voluntary contribution via the Gateway App by **Tuesday 29th November**. If insufficient funds are received this visit would be cancelled. The school budget cannot afford to subsidise trips or visits as it would impact on other areas within school.

Yours faithfully,

The Year 5 Team

Our School Values are: Inclusion, Perseverance, Honesty, Respect, Responsibility and Collaboration.



GREEK BOYS NAMES

These are all names of famous Ancient Greeks. Research the name you choose, and find out what the person was famous for. Make yourself a name badge for Greek day.

Socrates	Plato	Archimedes
Aristotle	Alexander	Sophocles
Euripides	Aeschylus	Pythagorus
Parmenides	Homer	Thales
Cleitomachus	Pericles	Solon
Diagorus	Ladas	Pindor
Hippocrates	Aristophanes	Plato
Democritus	Eudid	Herodotus
Hesiod	Anaxagororas	Zeno
Xenophan	Thucydides	Zeus
Apollo	Jason	Poseidon
Atlas	Prometheus	Ares
Hermes	Achilles	Orpheus
Hades	Argus	Charon
Eros	Hector	Heracles
Icarus	Pan	Hector
Chryses	Priam	Narcissus

Our School Values are: Inclusion, Perseverance, Honesty, Respect, Responsibility and Collaboration.



GREEK GIRLS NAMES

These are all names of famous Ancient Greeks. Research the name you choose, and find out what the person was famous for. Make yourself a name badge for Greek day.

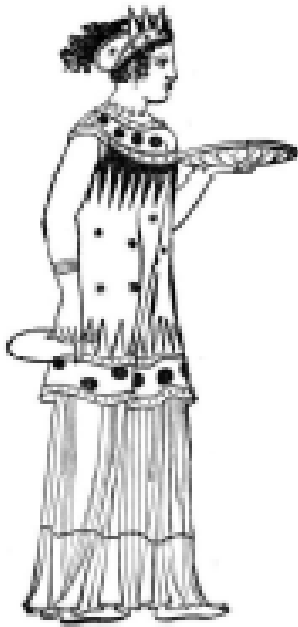
Electra	Ariadne	Medusa
Sappho	Hipparchia	Calliope
Clio	Erato	Lampedo
Thalia	Circe	Cassandra
Urania	Helen	Scylla
Hebe	Praxilla	Echo
Hecuba	Chryseis	Erinna
Briseis	Eos	Pandora
Ino	Lysistrata	Penelope
Doris	Hera	Aphrodite
Artemis	Athena	Demeter
Io	Persephone	Rhea
Nike	Jocasta	Hyacinth
Aello	Aglaia	Euphrosyne
Ocypetes	Thelxiepia	Themis
Pisinoe	Aglaope	Pasiphae
Sparte	Psyche	Aspasia

Our School Values are: Inclusion, Perseverance, Honesty, Respect, Responsibility and Collaboration.




Come as a Greek God or Goddess. You will have to do some research and use your imagination. See if anyone can guess who you are.

DRESSING AS ANCIENT GREEK GIRLS



All Greek clothes were made from large rectangles of cloth with a minimum amount of sewing. They can be made from old sheets of any colour. Greeks used linen and woolen cloth to make their clothes. Please remember it gets cold in Ancient Greece, just as it does in Britain, dress to keep warm! Wear an under dress or adult size white T shirt under your peplos or Chiton. Wear Greek style jewelry.

This is a PEPLOS



Our School Values are: Inclusion, Perseverance, Honesty, Respect, Responsibility and Collaboration.



GREEK BOY'S CLOTHES

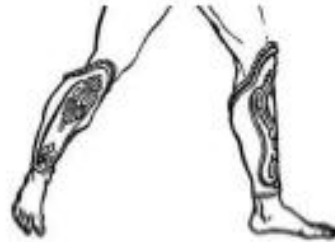


An ex-large white adult T shirt will make a good tunic.
Tie it round the middle with good cord.

HOW TO DRESS AS A WARRIOR



To make warrior body armour, you can use cloth or cardboard.
Remember you have to be comfortable and be able to sit down
while wearing your armour.



A good starting point is football shin pads. Secure your Greek
greaves to them. You can make them from cardboard and tied
around the back of your legs as well.

Our School Values are: Inclusion, Perseverance, Honesty, Respect, Responsibility and Collaboration.



GREEK SHIELDS



You will need a **LARGE** Circle of thick, strong cardboard.
2 long strips of strong cardboard. Long split pins.
Make sure you cover the ends of the split pins with
plaster or sticky tape.

Paint your shield.
You can see some ideas at the top of the page.



Secure one of the long pieces of card across the middle of
the back of your shield.

Place the other long piece of card where you can see the
warrior's hand.

This is how you will hold your shield, so make sure
these two pieces of card are securely fixed!

Our School Values are: Inclusion, Perseverance, Honesty, Respect, Responsibility and Collaboration.



HELMETS, SWORDS AND SPEARS



You need to make a framework of strips of card that fit your head, or start with a baseball cap wearing it backwards.

Cover your cardboard framework with light card. To make the face mask, cut from one piece of light card and attach to the frame work or cap. **REMEMBER**, that you have to be able to see out the eyeholes. Spray gold.

If you want a sword, make it from cardboard, **no hard plastic swords or wooden swords will be allowed**. You can get **good soft foam swords** from supermarkets and toyshops. Greek swords were quite short, so you will need to cut them down.

If you want a spear, make it from cardboard too. Make sure the spear point is blunt and safe.

Any weapons that do not meet the workshop leader's safety standards will be confiscated.



Our School Values are: Inclusion, Perseverance, Honesty, Respect, Responsibility and Collaboration.

