



WILLIAM HARDING SCHOOL
Aim high... Work hard... Be kind...

Year 1 & 2

Daily Phonics Lessons

w.c 6.7.20



There will be a new sound to review each day with **green** words and **alien** words to read. There are **red words**/common exception words for the week.

Sound of the Day -

Monday



WILLIAM HARDING SCHOOL
Aim high... Work hard... Be kind...



ear

ear

hear with

your ear



New words

1. Read these words using the new sound.
(Remember to say the 'special friends' first).
2. Spell these words using the 'Fred Finger's steps.

earring hear

gears fear years

Challenge: Can you add the dots and dashes to show the sounds and special friends? E.g. look

Words we have read before

1. Read these words using 'Fred talk'.

You may need to split up a multisyllabic (long) word. E.g
pumpkin

2. Read these words using 'Fred in your head',

3. Read these words speedily (but not too fast!)

fire **oat** **rain**

seven **wedding**


Challenge: Can you add the dots and dashes to show the sounds and special friends? E.g. look



Alien Words

1. Always read an alien word using 'Fred talk'.

"What a load of nonsense!"



eark

queng

phearb

research



Red words & common exception words

Practise reading and writing these words

I've I'm you're

Challenge: Can you write them within a sentence?

Sound of the Day - Tuesday



WILLIAM HARDING SCHOOL
Aim high... Work hard... Be kind...



ure

ure
sure it's pure



New words

1. Read these words using the new sound.
(Remember to say the 'special friends' first).
2. Spell these words using the 'Fred Finger's steps.

pure adventure
temperature sure

Challenge: Can you add the dots and dashes to show the sounds and special friends? E.g. look

Words we have read before

1. Read these words using 'Fred talk'.

You may need to split up a multisyllabic (long) word. E.g
pumpkin

2. Read these words using 'Fred in your head',

3. Read these words speedily (but not too fast!)

hear ear chew

forest given


Challenge: Can you add the dots and dashes to show the sounds and special friends? E.g. look



Alien Words

1. Always read an alien word using 'Fred talk'.

"What a load of nonsense!"



bure

fure

vurle

drung



WILLIAM HARDING SCHOOL
Aim high... Work hard... Be kind...



Red words & common exception words

Practise reading and writing these words

I've I'm you're

Challenge: Can you write them within a sentence?

Sound of the Day - Wednesday



WILLIAM HARDING SCHOOL
Aim high... Work hard... Be kind...



tious
scrumptious
delicious



New words

1. Read these words using the new sound.
(Remember to say the 'special friends' first).
2. Spell these words using the 'Fred Finger's steps.

scrumptious nutritious
delicious vicious

Challenge: Can you add the dots and dashes to show the sounds and special friends? E.g. look

Words we have read before

1. Read these words using 'Fred talk'.

You may need to split up a multisyllabic (long) word. E.g
pumpkin

2. Read these words using 'Fred in your head',

3. Read these words speedily (but not too fast!)

sure temperature

year panic picnic


Challenge: Can you add the dots and dashes to show the sounds and special friends? E.g. look



Alien Words

1. Always read an alien word using 'Fred talk'.

"What a load of nonsense!"



WILLIAM HARDING SCHOOL
Aim high... Work hard... Be kind...

watious crutious
thicious cints



Red words & common exception words

Practise reading and writing these words

I've I'm you're

Challenge: Can you write them within a sentence?

Sound of the Day - Thursday



WILLIAM HARDING SCHOOL
Aim high... Work hard... Be kind...



tion
pay attention it's
a celebration



New words

1. Read these words using the new sound.
(Remember to say the 'special friends' first).
2. Spell these words using the 'Fred Finger's steps.

competition station
nation attention

Challenge: Can you add the dots and dashes to show the sounds and special friends? E.g. look

Words we have read before

1. Read these words using 'Fred talk'.

You may need to split up a multisyllabic (long) word. E.g
pumpkin

2. Read these words using 'Fred in your head',

3. Read these words speedily (but not too fast!)

adventure bucket wow

delicious second


Challenge: Can you add the dots and dashes to show the sounds and special friends? E.g. look



Alien Words

1. Always read an alien word using 'Fred talk'.

"What a load of nonsense!"



gration

noiths

bration

vuntion



WILLIAM HARDING SCHOOL
Aim high... Work hard... Be kind...



Red words & common exception words

Practise reading and writing these words

I've I'm you're

Challenge: Can you write them within a sentence?

Sound of the Day - Friday



WILLIAM HARDING SCHOOL
Aim high... Work hard... Be kind...



e
he, she, me,
be, we



New words

1. Read these words using the new sound.
(Remember to say the 'special friends' first).
2. Spell these words using the 'Fred Finger's steps.

he me we
she be

Challenge: Can you add the dots and dashes to show the sounds and special friends? E.g. look

Words we have read before

1. Read these words using 'Fred talk'.

You may need to split up a multisyllabic (long) word. E.g
pumpkin

2. Read these words using 'Fred in your head',

3. Read these words speedily (but not too fast!)

station jacket pure

sandwich tantrum


Challenge: Can you add the dots and dashes to show the sounds and special friends? E.g. look



Alien Words

1. Always read an alien word using 'Fred talk'.

"What a load of nonsense!"



che fleb
elmb dre



WILLIAM HARDING SCHOOL
Aim high... Work hard... Be kind...



Red words & common exception words

Practise reading and writing these words

I've I'm you're

Challenge: Can you write them within a sentence?

Bonus Task

How quickly can you read all of the Set 1 sounds?



WILLIAM HARDING SCHOOL
Aim high... Work hard... Be kind...

